



Centre 1022

EINGEGANGEN
09. Feb. 2015
TQM

PT Distribution 236

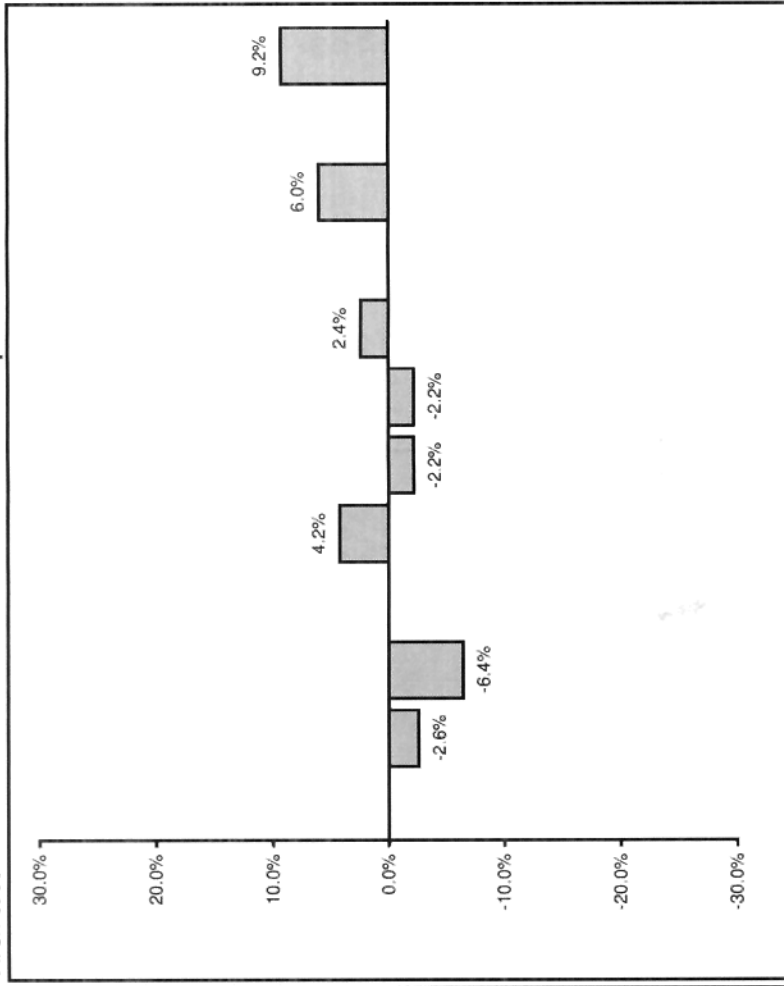
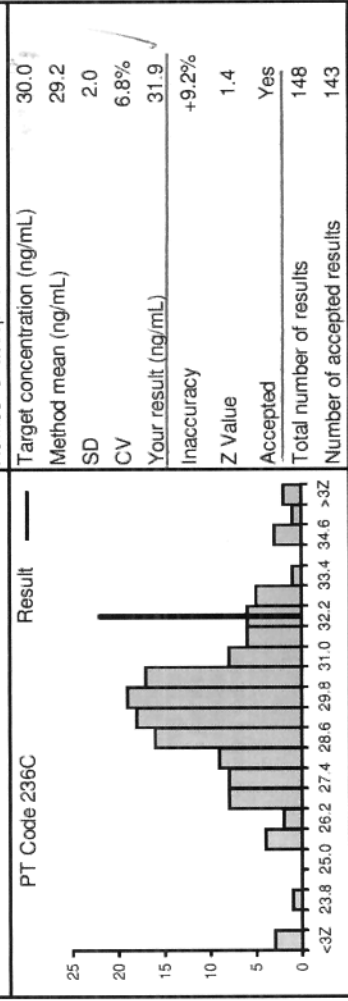
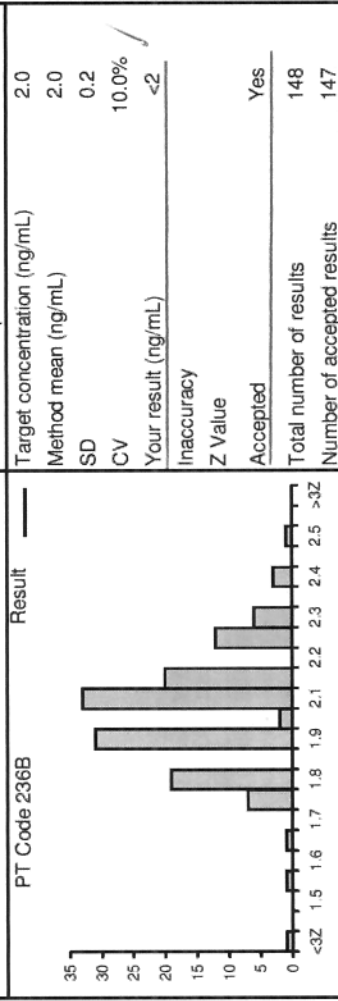
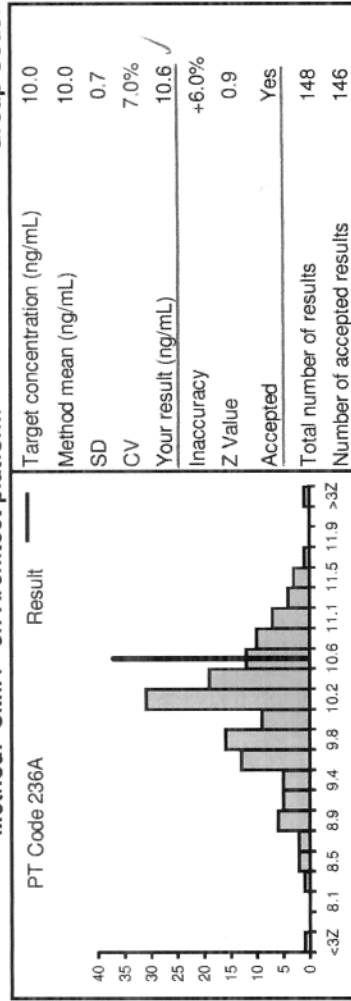
Samples dispatched on: 06 January 2015

Results deadline: 30 January 2015

Bias plot: Distribution 233 - 236

Method: CMIA - on Architect platform

Group Code: Architect



Target value	Blank	Pool	12.0	9.0	3.0	Pool	20.0	8.0	Pool	10.0	2.0	30.0
Method Mean	0.1	7.6	11.0	8.8	2.4	9.0	18.6	8.5	8.7	10.0	2.0	29.2
Your value	<2	7.4	10.3	8.8	2.5	8.8	18.2	8.7	8.7	10.6	<2	31.9
Accepted	Yes	Yes	Yes	Yes	Yes	Yes	Yes	Yes	Yes	Yes	Yes	Yes