



Centre 145

EINGEGANGEN  
09. Feb. 2015  
TQM

PT Distribution 370

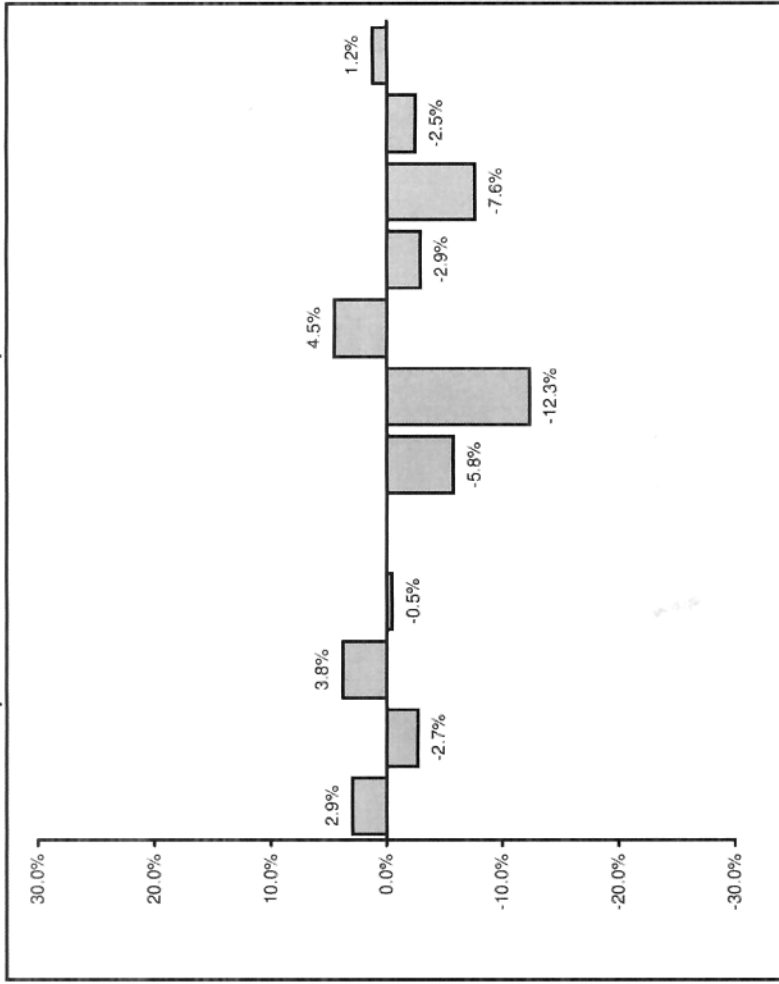
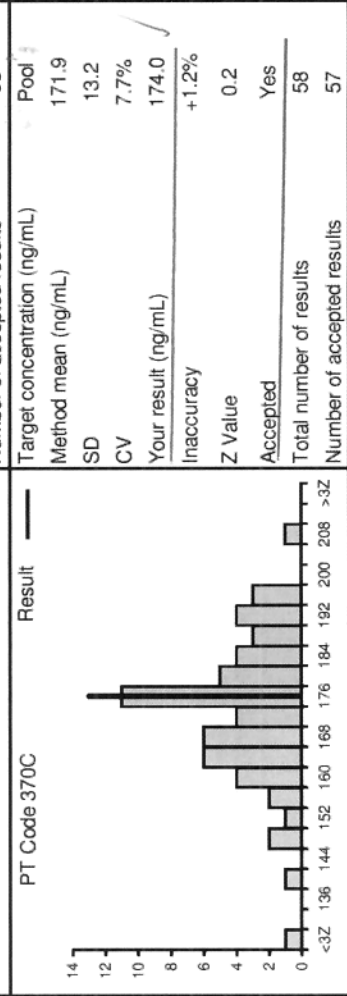
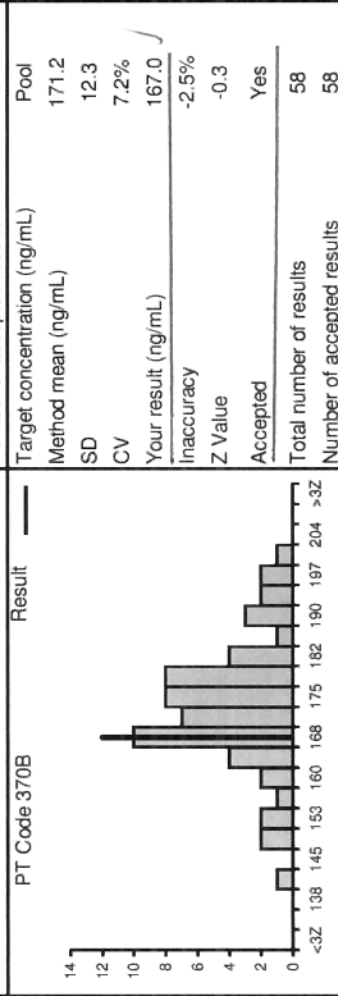
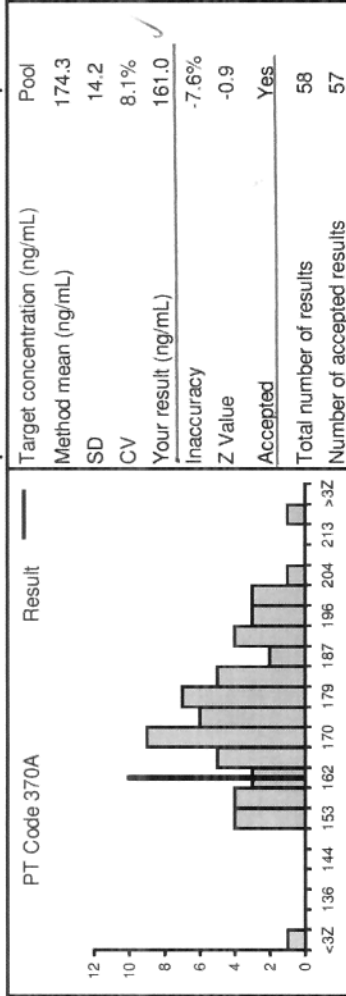
Samples dispatched on: 6th January 2015

Results deadline: 30th January 2015

Bias plot: Distribution 367 - 370

Method: ACMIA - on Dimension platform

Group Code: ACMIA - on Dimension platform



Target value	Pool	1000.0	100.0	Pool	Blank	800.0	500.0	Pool	1200.0	Pool	Pool	Pool
Method Mean	139.0	1072.3	97.3	168.9	3.4	795.2	495.9	168.5	1224.5	174.3	171.2	171.9
Your value	143.0	1043.0	101.0	168.0	<30	749.0	435.0	176.0	1189.0	161.0	167.0	174.0
Accepted	Yes	Yes	Yes	Yes	Yes	Yes	Yes	Yes	Yes	Yes	Yes	Yes