Centre 4021

EVEROLIMUS International Proficiency Testing Scheme

PT Distribution 88

Samples dispatched on: 12 January 2016
Results deadline: 19 February 2016

Method: HPLC-MS or HPLC-MS/MS **Group Code: HPLC**

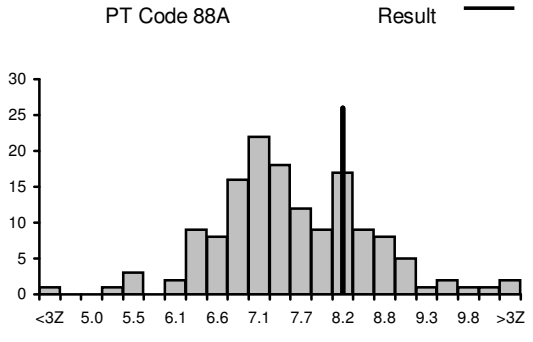

Target concentration (ng/mL)	7.0
Method mean (ng/mL)	7.4
SD	0.9
CV	12.2%
Your result (ng/mL)	8.0
Inaccuracy	+8.1%
Z Value	0.7
Accepted	Yes
Total number of results	147
Number of accepted results	143

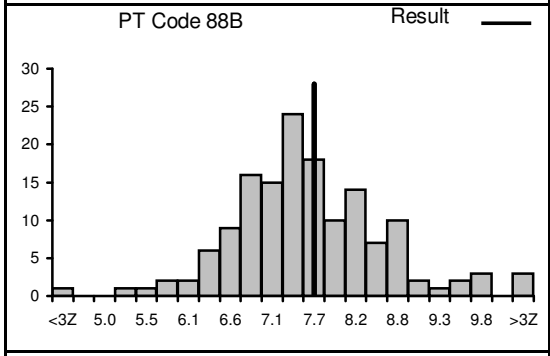

Target concentration (ng/mL)	7.0
Method mean (ng/mL)	7.4
SD	0.9
CV	12.2%
Your result (ng/mL)	7.6
Inaccuracy	+2.7%
Z Value	0.2
Accepted	Yes
Total number of results	147
Number of accepted results	143

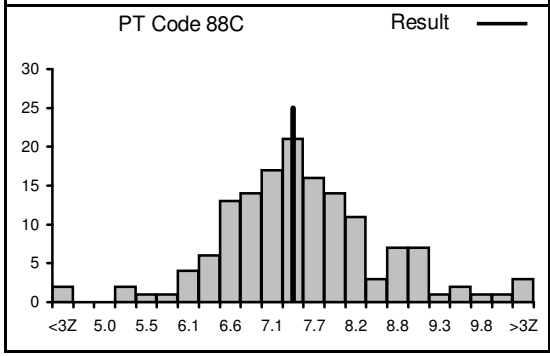

Target concentration (ng/mL)	7.0
Method mean (ng/mL)	7.4
SD	0.9
CV	12.2%
Your result (ng/mL)	7.4
Inaccuracy	+0.0%
Z Value	0.0
Accepted	Yes
Total number of results	147
Number of accepted results	142

Bias plot: Distribution 85 - 88

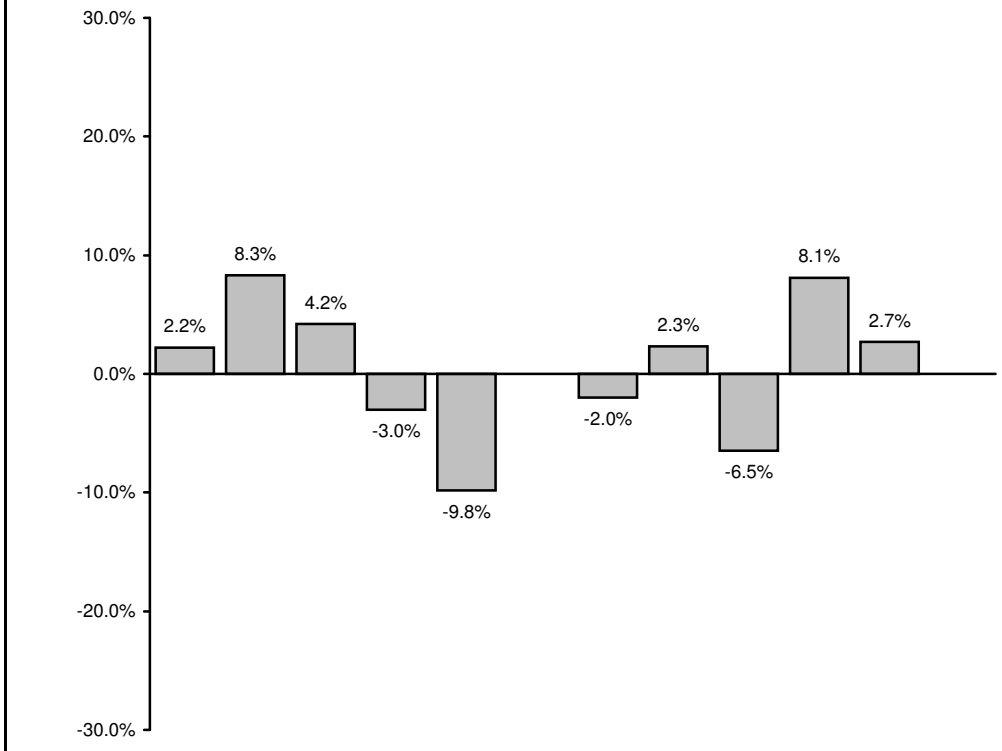

PT Code	85A	85B	85C	86A	86B	86C	87A	87B	87C	88A	88B	88C
Bias	2.2%	8.3%	4.2%	-3.0%	-9.8%		-2.0%	2.3%	-6.5%	8.1%	2.7%	0.0%
Target value	15.0	4.0	Pool	Pool	20.0	2.0	10.0	5.0	Pool	7.0	7.0	7.0
Method Mean	13.5	3.6	7.1	6.6	17.4	1.7	9.8	4.4	4.6	7.4	7.4	7.4
Your value	13.8	3.9	7.4	6.4	15.7	<2.3	9.6	4.5	4.3	8.0	7.6	7.4
Accepted	Yes	Yes	Yes	Yes	Yes	Yes	Yes	Yes	Yes	Yes	Yes	Yes