Centre 1022

TACROLIMUS
International Proficiency Testing Scheme

PT Distribution 257

Samples dispatched on: 04 October 2016
Results deadline: 28 October 2016

Method: HPLC/MS or HPLC/MS/MS **Group Code: HPLC/MS**

PT Code 257A Result

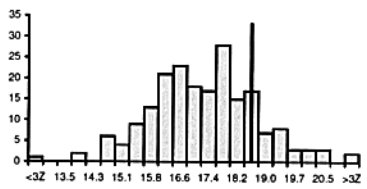

Target concentration (ng/mL)	18.0
Method mean (ng/mL)	17.0
SD	1.3
CV	7.6%
Your result (ng/mL)	18.4
Inaccuracy	+8.2%
Z Value	1.1
Accepted	Yes
Total number of results	200
Number of accepted results	197

PT Code 257B Result

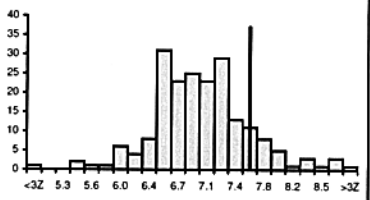

Target concentration (ng/mL)	Pool
Method mean (ng/mL)	6.9
SD	0.6
CV	8.7%
Your result (ng/mL)	7.5
Inaccuracy	+8.7%
Z Value	1.0
Accepted	Yes
Total number of results	200
Number of accepted results	197

PT Code 257C Result

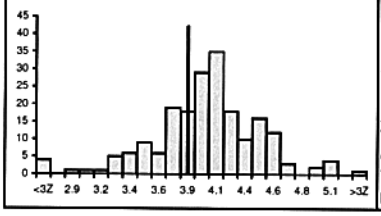

Target concentration (ng/mL)	4.0
Method mean (ng/mL)	4.0
SD	0.4
CV	10.0%
Your result (ng/mL)	3.8
Inaccuracy	-5.0%
Z Value	-0.5
Accepted	Yes
Total number of results	200
Number of accepted results	195

Bias plot: Distribution 254 - 257

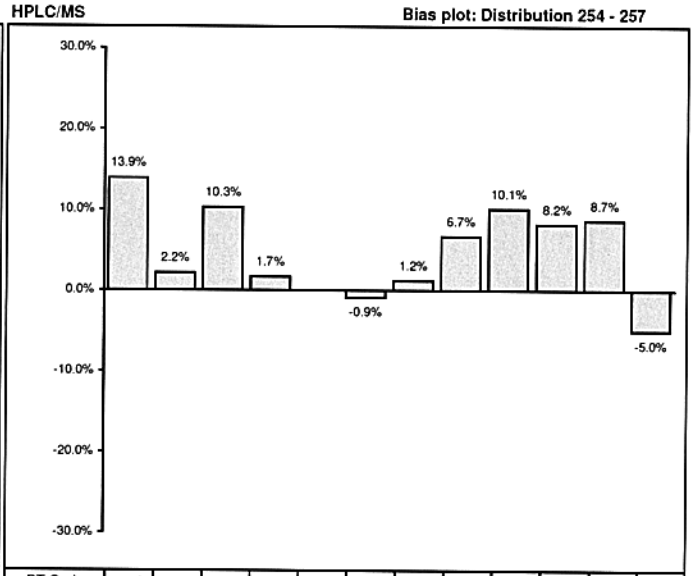

PT Code	254A	254B	254C	255A	255B	255C	256A	256B	256C	257A	257B	257C
Bias	13.9%	2.2%	10.3%	1.7%		-0.9%	1.2%	6.7%	10.1%	8.2%	8.7%	-5.0%
Target value	8.0	15.0	Pool	Pool	2.0	12.0	25.0	3.0	Pool	18.0	Pool	4.0
Method Mean	7.2	13.4	5.8	5.8	1.9	10.9	24.3	3.0	6.9	17.0	6.9	4.0
Your value	8.2	13.7	6.4	5.9	<2.4	10.8	24.6	3.2	7.6	18.4	7.5	3.8
Accepted	Yes	Yes	Yes	Yes	Yes	Yes	Yes	Yes	Yes	Yes	Yes	Yes